

# FLOW

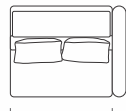
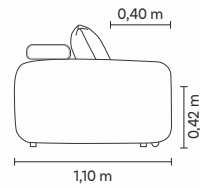
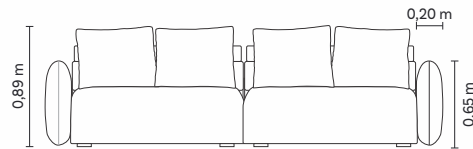
sofá articulado



ponto **vírgula**

# FLOW

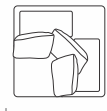
## sofá articulado




1B1 (D/E)	ASS	DEC
0,65 m	1	2
0,75 m	1	2
0,85 m	1	2
0,95 m	1	2
1,05 m	1	2
1,15 m	1	2



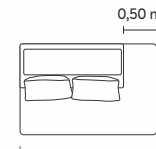
SB 1	ASS	DEC
0,65 m	1	2
0,75 m	1	2
0,85 m	1	2
0,95 m	1	2
1,05 m	1	2
1,15 m	1	2



CTO (D/E)	ASS	DEC
1,10 x 1,10 m	1	3



CH 1B (D/E)	ASS	DEC
0,65 x 1,60 m	1	2
0,75 x 1,60 m	1	2
0,85 x 1,60 m	1	2
0,95 x 1,60 m	1	2
1,05 x 1,60 m	1	2
1,15 x 1,60 m	1	2



SB BI (D/E)	ASS	DEC
1,15 m	1	2
1,25 m	1	2
1,35 m	1	2
1,45 m	1	2
1,55 m	1	2
1,65 m	1	2



PUFF
0,65 x 0,50 m
0,75 x 0,50 m
0,85 x 0,50 m
0,95 x 0,50 m
1,05 x 0,50 m
1,15 x 0,50 m



PUFF MEIO
0,65 x 1,10 m
0,75 x 1,10 m
0,85 x 1,10 m
0,95 x 1,10 m
1,05 x 1,10 m
1,15 x 1,10 m



PUFF BI
0,65 x 1,10 m
0,75 x 1,10 m
0,85 x 1,10 m
0,95 x 1,10 m
1,05 x 1,10 m
1,15 x 1,10 m

Assento retrátil costurado em pesponto duplo, com abertura de 50cm e opção de abertura manual ou motorizado. Almofada decorativa solta 55x55cm sem detalhe de costura. Encosto reclinável com costura em pesponto duplo. Braços fixos com costura em pesponto duplo. Pé em polipropileno injetado na cor preta. \*Produto retrátil com opção manual e motorizado.

Fixed seat and backrest. Fixed arm. Loose seat and back cushion. Feet in injected polypropylene in black.

Asiento y respaldo fijos. Brazo fijo. Asiento y cojín del respaldo sueltos. Pies en polipropileno inyectado en color negro.

